

Sunday	Monday	Tuesday	Wednesday	Thursday	Friday	Saturday
		1	2	3	4	5
			<b>Kids "camp" for ages 3+ 10am - 1pm</b>			<b>Taco No-Sew Pillow for Kids 1 - 3pm</b>
			Knit and Crochet with Brooke 5 - 8pm <b>Face Painting 1:30 - 2:30pm</b>	<b>Spa Class 1:30 - 3:30pm</b>	<b>Acrylic Painting with Andrea 10am - 1pm</b>	<b>Cricut 2 - Adhesive Vinyl 10am - 12pm</b>
6	7	8	9	10	11	12
<b>Cricut/ Silhouette Workshop 11am - 3pm</b>	<b>August Square: Waves 5 - 7pm</b>	<b>KIDS SEWING CAMP ages 7 - 10 ~ 10am - 12pm ages 11+ ~ 1 - 3pm</b>				<b>12<sup>TH</sup> FAN WORKSHOP!! 12 - 4 only \$35! For all projects and supplies!!! 2 - 8pm Watercolor - Bee 10am - 12pm</b>
<b>Beginning Sewing Level 1 - 1 of 4 1 - 4pm</b>		<b>Wilton Cake Decorating 3 Gum Paste and Fondant - Class 1 of 4 5:30 - 7:30pm</b>	<b>Knit and Crochet with Brooke 5 - 8pm Kawaii Mason Jar 12 - 2pm</b>	<b>Beginning Crochet 3 - 5pm</b>	<b>Acrylic Painting with Andrea 10am - 1pm</b>	
13	14	15	16	17	18	19
		<b>TWEEN CAMP for ages 11+ 10AM - 1PM</b>				
<b>Beginning Sewing Level 1 - 2 of 4 1 - 4pm</b>	<b>Spa Class 4 - 6pm</b>	<b>Wilton Cake Decorating 3 Gum Paste and Fondant - Class 2 of 4 5:30 - 7:30pm</b>	<b>Knit and Crochet with Brooke 5 - 8pm Cards With Pearl - No Stamping Cards 3 - 6:30pm</b>	<b>Henna Body Art 5 - 6:30pm</b>	<b>Cow-a-bunga Cow Painting Workshop with Andrea 10am - 2pm</b>	<b>Jester Masquerade Paper Doll 10:30am - 2:30pm</b>
20	21	22	23	24	25	26
<b>Honeycomb/ Cactus Shelf 1 - 3pm</b>	<b>Beginning Crochet 5 - 7pm</b>	<b>Boho Bracelets 1 - 3pm</b>		<b>*FREE*Craft Meet-Up 2 - 8pm</b>		
<b>Beginning Sewing Level 1 - 3 of 4 1 - 4pm</b>	<b>Jester Masquerade Paper Doll 10:30am - 3pm</b>	<b>Wilton Cake Decorating 3 Gum Paste and Fondant - Class class 3 of 4 5:30 - 7:30pm</b>	<b>Knit and Crochet with Brooke 5 - 8pm</b>	<b>Taco No-Sew Pillow for Kids 1 - 3pm</b>	<b>Acrylic Painting with Andrea 10am - 1pm</b>	<b>Bible Journaling/Mix ed Media Techniques 10am - 12pm</b>
		<b>Quilt University 6 - 7:30pm</b>		<b>Soft Cover Journals &amp; Decorative Stitches 5:30 - 7:30pm</b>	<b>Paperlicious Craft Night 5 - 8pm</b>	
27	28	29	30	31		
<b>Beginning Sewing Level 1 - 4 of 4 1 - 4pm</b>	<b>Henna Body Art 5 - 6:30pm</b>	<b>Wilton Cake Decorating 3 Gum Paste and Fondant - Class 4 of 4 5:30 - 7:30pm</b>	<b>Knit and Crochet with Brooke 5 - 8pm Face Painting 5 - 4pm</b>			

<b>Quilting and Sewing</b>	<b>Wilton</b>	<b>Knit and Crochet</b>	<b>Special Events</b>
<b>Paper Crafts</b>	<b>Arts, Crafts and Décor</b>	<b>Beading</b>	



## Beading

### Boho Bracelets - \$20 plus supplies

\*Tue. 8/22 @ 1 -

3pm

Level: Age 11+ New  
Beginner

Boho bracelets are here!! Come and join us to make a couple of super cute Boho themed bracelets. *Min/Max:2/6, Stephanie Cunningham*



## Painting

### Cow-a-bunga Cow Painting Workshop with Andrea - \$35 supplies included

\*Fri. 8/18 @ 10 - 2pm

Level: Ages 14+

All supplies included! You can paint an adorable cow! You will get an 11 x 14 canvas, a pattern to follow, use our brushes and paints to complete this fun cow picture. Bring a lunch to snack on during the workshop.



*Min/Max:2/5, Andrea Beagle*

### Watercolor - Bee - \$30 plus supplies

\*Sat. 8/12 @ 10 - 12pm

Level: All ages 12+

Come learn basic watercolor skills! We will begin by learning a transferring technique using graphite, then basic drawing with pen and then focus on using a limited palette of paints to create a harmonious and fun watercolor painting. Come join our Watercolor class! Finished painting will be




4x6 inches. *Min/Max:2/6, Karissa Hunter*

### Face Painting - \$15 plus supplies

\*Wed. 8/2 @ 1:30 - 2:30pm or

\*Wed. 8/30 @ 4 - 5pm

Level: New Beginner



Beginning Face painting with Artist Codie Scott. You will learn how to use and care for the paints and brushes to keep them safe and fresh for the children. Basic shapes such as hearts, flowers teardrops and an easy butterfly. Once you master the basics you can handle a party of children or keep learning and create anything! *Min/Max:2/8, Codie Scott*

### Acrylic Painting with Andrea - \$17 plus supplies

\*Fridays 8/4, 8/11 or 8/25 @ 10 - 1pm

Level: All ages 14+

Andrea will teach you the basics of acrylic painting: How to make smooth strokes, color blending, shading, and how to load your brush. Also, she will show you how to alter the standard look of



acrylics, if you want your finished project to have the look of oil painting or watercolor, all depending on your technique. You may bring your own image you would like to paint or choose the featured painting of the month to work on. Andrea will help you add a background, foreground, or extra details if you would like to add any of them to your painting. This class is offered most Fridays and you may work on your painting each week or start a new one each week, the choice is yours. This is a free-form class and everyone will be working on their own project at their own speed. *Min/Max:2/5, Andrea Beagle*

## Crafts and Décor

### Spa Class - \$18 plus supplies

\*Thu. 8/3 @ 1:30 - 3:30pm or

\*Mon. 8/14 @ 4 - 6pm

Level: New Beginner

This is a fun class for some girl time. In this Spa Class, learn to make bath bombs, lotion bars, soap, and lip balm. Make sure you get



everything on your supply list! *Min/Max:2/4, Codie Scott*

### Taco No-Sew Pillow for Kids - \$20 plus supplies

\*Sat. 8/5 @ 1 - 3pm

or \*Thu. 8/24 @ 1 -

3pm Level: 11+ New

Beginner Come and make this ADORABLE taco



pillow! This is a no-sew adventure. Your taco doesn't have to look like the typical taco. Your imagination is the limit. *Min/Max:2/6, Stephanie Cunningham*

### Kawaii Mason Jar - \$20 plus supplies

\*Wed. 8/9 @ 12 - 2pm

Level: Age 10+New  
Beginner

Such cute jars. Use them to hold pens, pencils or special knick knacks.

*Min/Max:2/6, Stephanie Cunningham*



### Henna Body Art - \$15 plus supplies

\*Thu. 8/17 @ 5 - 6:30pm or

\*Mon. 8/28 @ 5 - 6:30pm

Level: New Beginner

Learn to mix the Henna powder and practice designs. Take home a design sheet and have a design



done in class! *Min/Max:2/8, Codie Scott*

### Honeycomb/Cactus Shelf - \$20 plus supplies

\*Sun. 8/20

@ 1 - 3pm

Level: Age 12+ New  
Beginner

This can be wall art or you can put it on a shelf. This adorable



hexagon shelf and "cactus" display. *Min/Max:2/6, Stephanie Cunningham*

## Knit and Crochet

### Knit and Crochet with Brooke - \$14 plus supplies

\*Wednesdays @ 5 -

8pm Level: All



This class is for all skill levels. Brooke will teach you to knit or crochet, help with a current project, or teach you more advanced techniques. *Min/Max:3/unlimited, Brooke Ada*

### August Square: Waves - \$22 plus supplies

\*Mon. 8/7 @ 5 - 7pm

Level: Intermediate/  
Advanced NOTE: This is not a beginning knitting class. Beginning classes are Wednesdays 5pm -

8pm. Square technique features an intro into open work lace. Student will combine yarn overs and knitting two together in simple repeat to make a fun wave look for summer! August: 8th of 12 to make a 36" x 48" blanket \*\*Homework to have prepared before class: Cast on 60 stitches, knit 5 rows in garter stitch. *Min/Max:2/10, Brooke Ada*



### Beginning Crochet - \$15 plus supplies

\*Thu. 8/10 @ 3 - 5pm or

\*Mon. 8/21 @ 5 - 7pm

Level: New Beginner

Create a soft sporty easy bracelet while learning to crochet at the same time! This little bracelet is only 2 rows of crochet so it is for the very beginner skill level. If you feel a more advanced beginning work is for you



please let the instructor know and you may create a "wash cloth" (ask for supply list) and also learn to create straight sides as well as edgings! You are welcome to bring in an exciting work as well. *Min/Max:2/6, Codie Scott*

## Special Event

**FREE! Open Craft Night! FREE!**

\*Thu. 8/24 @ 2 - 8pm Level: All Bring your friends and a project and craft away. This will be non-instructional, but will have a staff member (Linda) present creating her own crafts. You are welcome to ask her questions! This should be FUN FUN FUN!

## Paper Crafts

### Cards With Pearl - No Stamping Cards - \$33 plus supplies

\*Wed. 8/16 @ 3 - 6:30pm

Level: All

Come join us to make ten beautiful cards using the new KaiserCraft designer paper collection entitled "Golden Grove". You will learn how to design your cards using just the papers and embellishments package. You will have paper and embellishments left over so you can create your own cards or try your hand in some scrapbooking as well.

Min/Max: Pearl McGill



### Jester Masquerade Paper Doll - \$20 which includes a kit, plus additional supplies

\*Sat. 8/19 @ 10:30 - 2:30pm or

\*Mon. 8/21 @ 10:30 - 3pm

Level: Beginner 12+

Using Graphic 45's Midnight Masquerade paper collection, you will make your own 2 1/2 foot

jointed jester. He's fun to play with and fun to hang on your walls for decoration or give to that crazy person you know for a gift. You will receive a stencil to use and take home so you can make more. You can use different papers to create an entirely different doll. It can be foofy with flowers or turned into steampunk with gears and charms. So let your imagination run free and let your doll be anything you want it to be. See you in class.

Min/Max: 2/6, Sherry Wilson



### Soft Cover Journals & Decorative Stitches - \$20 plus supplies


\*Thu. 8/24 @ 5:30 - 7:30pm

Level: Beginner

Whether you are new to bookbinding or want to learn some new skills/techniques, join us in making a set of four softcover journals with colorful sewing thread.

Participants will use sample 'sewing cards' to learn the decorative spine stitch patterns that will be used to make a sampler of four, single-section, 16-page journals. This structure works well for calligraphers, writers, and visual artists looking for a simple binding with fewer pages.

Min/Max: 2/4, Mitzi Lindgren



## PAPERLICIOUS

### Paperlicious Craft Night - \$15 plus supplies

\*Fri. 8/25 @ 5 - 8pm

Level: All

This is a place for our crafting community to meet and get to know each other. Since I mainly enjoy paper crafting, I will have a small, quick, surprise, make-and-take ready for you to do at the start of our time together. I will answer questions on my most recent store samples, which you may be interested in. I hope you will consider bringing your project and supplies to come away with us, away from home distractions, to devote time to finishing your projects in a creative environment and meet new friends. Min/Max: 3/6, Linda Pflugh

### Bible Journaling/Mixed Media Techniques - \$10 supplies included

\*Sat. 8/26 @ 10 - 12pm

Level: All

Agnes teen to adult. Come get introduced to the world of Bible Journaling, using Mixed Media techniques. You will be able to play with our products and see how fun and easy it is to explore your faith artistically. You may bring your own journaling Bible, devotional, or faith journal if you would like. We will explore the Word using Faber Castel colored pencils, stamps, and more. You will have a page provided for you to practice. Learn what products are safe to use and join us in fellowship and fun. Min/Max: Pearl McGill

## Cricut & Silhouette



### Cricut/Silhouette Workshop - \$18 plus supplies

\*Sun. 8/6 @ 11 - 3pm

Level: experience needed

If you have a Cricut or Silhouette and know how to use it, but have questions on how to do more than a simple cut, join us for a group workshop to work on your own questions. Learn from others and share ideas.

Min/Max: 2/5, Stephanie Cunningham

### Cricut 2 - Adhesive Vinyl - \$18 plus supplies

\*Sat. 8/5 @ 10 - 12pm

Level: Must have taken Cricut 1

So, now you have cut some flowers, made a simple scrapbook page or maybe a card. What is next? This

class will focus on ADHESIVE VINYL. Cutting it, using it as a stencil and all sorts of great ideas. And, what is transfer tape and how do you use it? Come and find out. Min/Max: 2/5, Stephanie Cunningham



## Wilton

### Wilton Cake Decorating Gum Paste and Fondant Course



3 a 4-part Class - \$48 plus supplies

\*Tue. 8/8, 15, 22, 29

@ 5:30 - 7:30pm

Level: Beginner

In Gum Paste and Fondant, you'll discover one of the most exciting and satisfying ways to decorate a cake. Your instructor will lead you every step of the way as you create amazing hand shaped flowers, beautiful borders and bold accents using these easy-to-shape icings.

Min/Max: 2/6, Jenny Small

## Sewing

### Quilt University - \$0 No Supplies



\*Tue. 8/22 @ 6 -

7:30pm

Level: all

No registration needed for this free education. Held on the fourth Tuesday of each month. Techniques, rules, fabric, thread...there are so many elements to making a quilt. Come and see what's new and exciting in the textile world. As a sewist, we love to learn and share. Be a part of the exciting world of textiles. "non" quilters are welcome. We will make you a quilter in no time at all!

Min/Max: 2/unlimited, Kathie Conlee

### Beginning Sewing Level 1 - 4 part class - \$80 Plus Supplies



\*Sun. 8/6, 13, 20, 27 @

1 - 4pm

Level: Beginner

Learn to sew or improve your skills in this Four-week hands-on beginner class. This is the first level of a four level program. Have fun learning basic sewing skills, as well as how to operate your sewing machine. Bring your machine to class (or borrow one from us). You will create a notebook with samples that will help you understand "sewing language". You will also make an apron in a child or adult size, with adjustable straps and pockets to see how the skills you have learned are applied to real garments. Min/Max: 2/8, Kate Freeburg

## KIDS CAMP!

Aug 2 & 3 - 10am - 1pm

Designed for Kids 3 to 9

Wed. 8/2

~Slime - \$5

~Marshmallow Shooter - \$3

~Dino Scene or Ladybug Garden - \$3

Thu. 8/3

~Create Your Own Paper Spinner - \$2

~Decorate A Paddle Ball Game - \$6

~Fun Up Your Yoyo - \$3

See back page for more info



# Special Event Information

Visit us at our Web site: [www.bfranklincrafts.com](http://www.bfranklincrafts.com)

Phone: 253-862-6822  
Address: 21121 Hwy 410  
Bonney Lake, WA 98391

## SUMMER CAMPS

### Kids Craft Camp (Ages 3+) Wed. August 2 & Thurs. August 3 from 10:00 am - 1:00 pm

Designed for kids 3 – 9. A parent or adult must stay with the child the entire time.

Bring the kids in for some fun crafting time! We are making a total of 6 crafts. You can sign up for as many as you'd like. Our registration page offers 3 options: Register per day (3 projects - \$11), register for specific projects (prices vary), or register for 2 days (6 projects - \$22).

#### Wednesday August 2nd

- ~Slime - \$5
- ~Marshmallow Shooter - \$3
- ~Dino Scene or Ladybug Garden - \$3



#### Thursday, August 3rd

- ~Create Your Own Paper Spinner - \$2
- ~Decorate A Paddle Ball Game - \$6
- ~Fun Up Your Yoyo - \$3



### Tween Camp

Ages 11 & up

### Tween Camp!

Aug 15, 16, 17th  
10am – 1pm  
\$55 - Supplies inc.

Tweens will have fun making all these projects under the supervision and guidance of our Ben Franklin Team. Bring a friend, make new ones, and create something! For ages 11 and up.

### Kids Sewing!

Ages 7-10 (\$25): Tues. Aug 8 thru Thurs. Aug 10 from 10am – 12pm

Ages 11+ (\$30): Tues. Aug 8 thru Thurs. Aug 10 from 1 - 3 pm

Kids will learn basic stitching techniques. Must have basic knowledge of a sewing machine. You're encouraged to bring your own. Some store machines are available - first come first serve. Instructor: Kathie

*\*\*\*Out of respect for instructors and other students who may suffer from allergies and sensitivities, please refrain from the use of perfumes or other heavily scented products on your class day. Thanks so much!*

**Class policies:** Class Fees must be pre-paid and **minimum enrollment must be met** for all classes **48 hours prior** to schedule time or the class will be canceled. A



### SEWING CAMP

AGES 7-10

AGES 11+

AUG. 8, 9, 10

### 12<sup>th</sup> Fan Workshop

August 12<sup>th</sup> @ 12pm- 4pm

\$35 for all 4 projects

All supplies included. Choose one project or all projects. Save \$5 if you register for all 4. Cost and times for individual projects are listed below.




Painted Canvas  
\$12 • 12 - 2pm



12<sup>th</sup> Fan Apron  
\$12 • 1 - 3pm



Detailed view  
bottom of  
apron



Hawk Box Sign  
\$6 • 2 - 4pm



12<sup>th</sup> Fan T-Shirt  
\$6 • 1 - 3pm

(Box sign may start late if canvas class is not done.)

10% off discount is available at Customer Service for Required Class supplies and should be purchased in advance so classes may begin on time. All supplies are available when the class is scheduled, but not guaranteed to be in stock during the entire duration of the class schedule. If supplies used in the sample are not available, you may need to find alternate supplies to complete the projects. In the event you are unable to attend a class, please notify the store 48 hours in advance of class date at 253-862-6822 to have your fee credited to another class or refunded. If no notification is given you will forfeit your class fee. **Keep in mind that registrations done after 4:00 pm on Thursday may be accounted for only the following Sunday, so sign up early for weekend classes!**